

تم تحميل وعرض المادة من



موقع مادتي هو موقع تعليمي يعمل على مساعدة المعلمين والطلاب وأولياء الأمور في تقديم حلول الكتب المدرسية والاختبارات وشرح الدروس والملاحظات والتحاير وتوزيع المنهج لكل المراحل الدراسية بشكل واضح وسهل مجاناً بتصفح وعرض مباشر أونلاين وتحميل على موقع مادتي

حمل تطبيق مادتي ليصلك كل جديد



ENGLISH


أوراق عمل

لجميع وحدات الفصل الدراسي الثاني

من الصف الثالث للسادس

(لغة انجليزية)

اعداد المعلمة: عاتكة عطيف



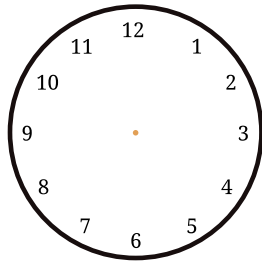
U:1
Yesterday and Today
worksheet

Name:.....

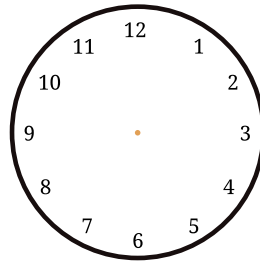
Date:

What time is it?

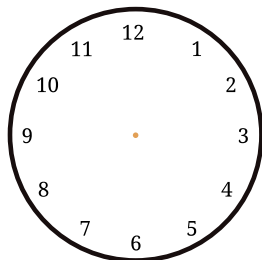
Draw the hour and minute hand on each clock to show the correct time:



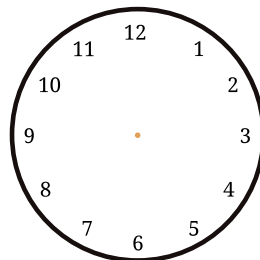
9:20



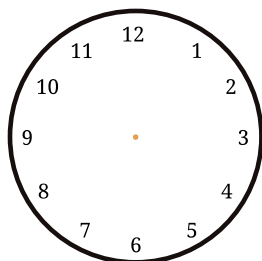
6:40



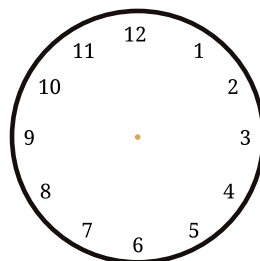
1:10



7:00



5:45



11:30









U:1
Yesterday and Today
worksheet

Name:.....

Date:

What time is it?

Write the time:




U:1
Yesterday and Today
worksheet

Name:.....

Date:

What time is it?

Choose the correct answer:



11:30

4:15


1:20



7:30

6:30

8:10



5:10

2:25


3:20



12:15

11:00


9:00



7:40

6:40

7:45



U:1
Yesterday and Today
worksheet









Name:.....

Date:

What time is it?

Choose the correct answer:

		
<input type="radio"/> a quarter past three	<input type="radio"/> half past one	<input type="radio"/> a quarter to nine
<input type="radio"/> a quarter past seven	<input type="radio"/> six O'clock	<input type="radio"/> half past eight
<input type="radio"/> half past two	<input type="radio"/> half past twelve	<input type="radio"/> nine O'clock
		
<input type="radio"/> seven O'clock	<input type="radio"/> a quarter past ten	<input type="radio"/> four O'clock
<input type="radio"/> twelve O'clock	<input type="radio"/> ten O'clock	<input type="radio"/> half past five
<input type="radio"/> a quarter past seven	<input type="radio"/> half past ten	<input type="radio"/> a quarter to two

U:1/L:2
Yesterday and Today
worksheet

Name:.....

Date:

Choose the correct answer:

I usually.....at 6:00.	get up	got up
------------------------	--------	--------

Yesterday Iat 2:00.	eat lunch	ate lunch
---------------------------	-----------	-----------

Yesterday Iat 12:00.	come home	came home
----------------------------	-----------	-----------

I usually.....at 5:00.	do my homework	did my homework
------------------------	----------------	-----------------

Yesterday Iat 7:00.	take a bath	took a bath
---------------------------	-------------	-------------

I usually.....at 10:00.	go to bed	went to bed
-------------------------	-----------	-------------



U:1/L:2
Yesterday and Today
worksheet

Name:.....

Date:

Write the past tense.



get up

.....

eat lunch

.....

come home

.....

do my homework

.....

take a bath

.....

go to bed

.....



U:1/L:2
Yesterday and Today
worksheet

Name:.....

Date:

Match:

get up

did my homework

eat lunch

went to bed

come home

got up

do my homework

ate lunch

take a bath

took a bath

go to bed

came home



U:1/L3
Yesterday and Today
worksheet

Name:.....

Date:

What Time Do You Do It?

Choose the correct time:

10:00

6:00

1:00

2:00

At o'clock,
I jump out of bed
And brush my teeth.



At o'clock
I finish school
And ride the bus home.



At o'clock
I eat my lunch
And meet my friends.



At o'clock
I jump into bed
And dream a lot!











U:1/L:4
Yesterday and Today
worksheet

Name:.....

Date:

Choose **nk**, **ng** or **ck** to complete the words:

 swi..... nk ng ck	 ro..... nk ng ck	 ri..... nk ng ck	 clo..... nk ng ck
 i..... nk ng ck	 dri..... nk ng ck	 spri..... nk ng ck	 ba..... nk ng ck

Choose the correct sound:

- Ph** **Wh** **Sh** **Ch**


.....ocolate


.....ale


.....ip


tele.....one

U:2/L:1
Jobs
worksheet

Name:.....

Date:

Match:

- 1- doctor 2- housewife 3- astronaut 4- reporter
5- engineer 6- cook 7- pilot 8- firefighter
9- nurse 10- computer techni 11- lawyer 12- diver
13- businessman 14- teacher 15- architect



()



()



()



()



()



()



()



()



()



()



()



()



()



()




()


U:2/L:1
Jobs
worksheet


Name:.....


Date:


Choose the correct answer:


	He is....doctor.
a	an

	She is....nurse.
a	an

	He is....astronaut .
a	an

	He is....diver.
a	an

	He is....engineer.
a	an

	She is....teacher.
a	an

U:2/L:3
Jobs
worksheet

Name:.....

Date:

match:

1- teacher

2- baker

3- singer

4- designer

5- doctor

6-TV reporter

7-writer

8- presenter

9- scientist



()



()



()



()



()



()



()



()



()

U:2/L:4
Jobs
worksheet

Name:.....







Date:

Choose the correct sound:

ob	 ni.....t	 li.....t
Kn gh	Kn gh	Kn gh
ife	ock	 ri.....t
Kn gh	Kn gh	Kn gh

Choose the correct sound:

/z/ /s/ /z/

 sleeps.....	 watches.....	 goes.....
 teaches.....	 walks.....	 reads.....


U:2/L:4
Jobs
worksheet

Name:.....

Date:

Write the missing numbers:

10	20		40		
70		90			
100		300			600
		900			



U:3/L:1
Fun on the Weekend
worksheet

Name:.....

Date:

Fill in the missing words in chart:

Verb

Past tense -ed

clean
practice
watch
kick
play
study
cook
stay

-
-
-
-
-
-
-
-



U:3/L:1
Fun on the Weekend
worksheet

Name:.....

Date:

match:

1-Noura stayed home.



2-They played computer games.



3-You practiced on the trampoline.



4-I cleaned my room.



5-Ali cooked breakfast.



6-He kicked a ball for three hours.



7-He watched a DVD about sharks.



8-Fahad studied for six hours.



U:3/L:2
Fun on the Weekend
worksheet

Name:.....

Date:

Categorize the following verbs as pronounced:

practiced cleaned studied watched
played cooked kicked stayed

for ed say / t /	for ed say / d /



U:3/L:3
Fun on the Weekend
worksheet

Name:.....

Date:

Fill in the blanks with **How much or **How many**:**

1/.....flour do we need to make a cake? 3 cups.



2/.....tomatoes are there in the fridge? 6 tomatoes.



3/.....apples do we need for the apple pie? I don't know.



4/.....milk do you drink in the morning? About 2 cups.




Fill in the blanks with **some or **any**:**

1/We have.....sugar, but we don't havemilk.

2/There is.....orange juice in the kitchen.

3/There isn't.....oil in the bottle.

4/There are.....chocolates in the box.




U:3/L:4
Fun on the Weekend
worksheet


Name:.....

Date:

Choose the correct sound:

	sa.....
nd	nt

	pla.....
nd	nt

	ha.....
nd	nt

	pai.....
nd	nt



U:4/L:1
Life's Ups and Downs
worksheet

Name:.....

Date:

Categorize the following sentences **good things** or **bad things** :

1-We were stuck in an elevator.

2-I saw a rainbow.

3-I got first place in a race.

4-I caught a cold.

5-I made a rocket.

6-I broke my leg.

Good Things	Bad Things



U:4/L:1
Life's Ups and Downs
worksheet

Name:.....

Date:

match:

1-We were stuck in an elevator.



2-I saw a rainbow.



3-I got first place in a race.



4-I caught a cold.




5-I made a rocket.



6-I broke my leg.



7-I won a table tennis
game 21 to 3.



8-We lost a football game
8 to 0.



9-My dad had an operation.



10-I was team captain.



U:4/L:2
Life's Ups and Downs
worksheet

Name:.....

Date:

Categorize the following verbs **to present** and **past tense**:


get won lose made am,is win

lost caught see was got

make catch had broke were

saw break are have, has

Present	Past



U:4/L:3
Life's Ups and Downs
worksheet

Name:.....

Date:

Write the past tense:

Present	Past
gets	
comes	
has	
is	
goes	



U:4/L:3
Life's Ups and Downs
worksheet

Name:.....

Date:

match:

Present

gets

comes

has

is

goes

Past

went

got

was

had

came



U:4/L:4
Life's Ups and Downs
worksheet

Name:.....


Date:


Choose the correct sound:


f


ph

gh

	...rog	
f	ph	gh

	...one	
f	ph	gh

	ele...ant	
f	ph	gh

	lau....	
f	ph	gh

