تم تحميل وعرض المادة من

موقع مادتي

www.madty.net

موقع مادتي هو موقع تعليمي يعمل على مساعدة المعلمين والطلاب وأولياء الأمور في تقديم حلول الكتب المدرسية والاختبارات وشرح الدروس والملخصات والتحاضير وتوزيع المنهج لكل المراحل الدراسية بشكل واضح وسهل مجاناً بتصفح وعرض مباشر أونلاين وتحميل على موقع مادتي

حمل تطبيق مادتي ليصلك كل جديد

تنزيل من App Store

احصل عليه من Google Play

2nd term الفصل الثانى

General Revision

for We Can 2

Units :1-2-3-4-5

Name : .....

الاسم: .....

الصف: .....

Name: ..... Ms. Tahani ☺

Class: 2nd Elementary / .....

Revision Sheet _ Unit (1): Wild Animals

I. General Questions:

A- Match the questions with the correct answers:

1. Where's the lion? ☞		It's a snake.
2. What animal is this?		An elephant.
3. Which animal has a long trunk?		It's here.
4. Where's the zebra? ☞		It's over there.

II. Controlled Writing:

A- Rearrange the words to form sentences:

1- big – Crocodiles – teeth – have

B- Write the months of the year in the correct order:

big – long – smart – fat

1- Hippos are

2- Snakes are

3- Elephants are

4- Chimpanzees are

III. Reading Short Sentence:

A- Read the sentences then match them with the correct pictures:

a. It's a giraffe. b. It's a rhino.	a. It's a zebra. b. It's a koala.	a. I will catch it by the toes. b. I will catch it by the nose.	a. It has stripes. b. It has trunk.	a. It's scary. b. It's cute.

IV. Grammar:

A- Choose the correct answer:

1- It is **(a – an)** iguana.

2- I will catch **(a – an)** tiger.

3- It is **(a – an)** ostrich.

V. Vocabulary:

A- Write the words under the correct pictures:

giraffe – kangaroo – hyena – trunk – tail – polar bear

VI. Orthography:

A- Fill in the missing letters:

ea / oo / u / u-e


b__ __k

h__ __d

m__ __t


d__ck

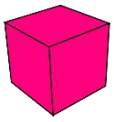
c__b__

b__s

B- Choose the correct missing letters:

f_ _ther		p_ _ch	
ea /e/	ea /i/	ea /e/	ea /i/
c__p		h__g__	
u	u_e	u	u_e

C- Choose the correct answer for each picture:

moon	boot
food	cook

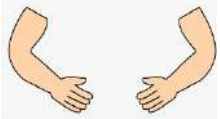								
arms			trunks			faces		
/s/	/z/	/iz/	/s/	/z/	/iz/	/s/	/z/	/iz/

موقع مادتي

Name: .....

Class: 2nd Elementary / .....

الاجابة

Ms. Tahani ☺

Revision Sheet _ Unit (1): Wild Animals

I. General Questions:

A- Match the questions with the correct answers:

1. Where's the lion? ☞		It's a snake.
2. What animal is this? 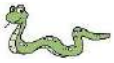		An elephant.
3. Which animal has a long trunk?		It's here.
4. Where's the zebra? ☞		It's over there.

II. Controlled Writing:

A- Rearrange the words to form sentences:

1- big – Crocodiles – teeth – have

Crocodiles have big teeth.

B- Write the months of the year in the correct order:

big – long – smart – fat

1- Hippos are **fat**

2- Snakes are **long** 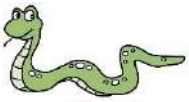

3- Elephants are **big**

4- Chimpanzees are **smart**

III. Reading Short Sentence:

A- Read the sentences then match them with the correct pictures:

				
a. It's a giraffe. b. It's a rhino.	a. It's a zebra. b. It's a koala.	a. I will catch it by the toes. b. I will catch it by the nose.	a. It has stripes. b. It has trunk.	a. It's scary. b. It's cute.

موقع مادتي

IV. Grammar:

A- Choose the correct answer:

1- It is (a – an) iguana.

2- I will catch (a – an) tiger.

3- It is (a – an) ostrich.

V. Vocabulary:

A- Write the words under the correct pictures:

giraffe – kangaroo – hyena – trunk – tail – polar bear

trunk	polar bear	kangaroo	giraffe	tail	hyena

VI. Orthography:

A- Fill in the missing letters:

ea / oo / u / u-e



B- Choose the correct missing letters:

f_ _ther		p_ _ch	
ea /e/	ea /i/	ea /e/	ea /i/
c__p		h__g__	
u	u_e	u	u_e

C- Choose the correct answer for each picture:

moon	boot
food	cook

arms			trunks			faces		
/s/	/z/	/iz/	/s/	/z/	/iz/	/s/	/z/	/iz/

موقع مادتي

Name: ..... Ms. Tahani ☺

Class: 2nd Elementary / .....

Revision Sheet _ Unit (2): From Here to There

I. General Questions:

A- Match the questions with the correct answers:

1. Where's the train station?		I go by school bus.
2. How do you go to school?		I wait.
3. What do you do when you see a red light?		Walk straight and turn left.
4. What do you do when you see a yellow light?		I stop.

II. Controlled Writing:

A- Rearrange the words to form sentences:

1- straight – steps – Walk – three

B- Complete the sentences with the correct word from the box:

taxi – rocket – train – bicycle

1- Take a _____ to the school.

2- Take a _____ to the moon.

3- Take a _____ to the hospital.

4- Take a _____ to the airport.

III. Reading Short Sentence:

A- Read the sentences then match them with the correct pictures:

a. Turn left. b. Turn right.	a. Close your eyes. b. Walk straight.	a. It's a motorbike. b. It's a police car.	a. It's a space station. b. It's a hospital.	a. It's a school. b. It's an airport.

IV. Grammar:

A- Choose the correct answer:

1- It is **(a – an)** motorbike.

2- It is **(a – an)** ambulance.

3- It is **(a – an)** car.

V. Vocabulary:

A- Write the words under the correct pictures:

step – truck – moon – hospital – traffic signal – turn right

		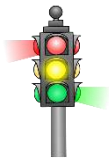			

VI. Orthography:

A- Fill in the missing letters:

st – ch – sh – sl – bl - fl

__ __ack

__ __op

__ __eep

__ __ip

__ __ag

__ __eese

B- Choose the correct missing letters:

	__ __ock		__ __ant
cl	gl	fl	pl
	__ __ue		__ __y
cl	gl	fl	pl

C- Choose the correct answer for each picture:

				
blue	class	plate	chip	sleep
black	glass	plant	ship	slip

موقع مادتي

Name: .....

Class: 2nd Elementary / .....

الاجابة

Ms. Tahani ☺

Revision Sheet _ Unit (2): From Here to There

I. General Questions:

A- Match the questions with the correct answers:

1. Where's the train station?		I go by school bus.
2. How do you go to school?		I wait.
3. What do you do when you see a red light?		Walk straight and turn left.
4. What do you do when you see a yellow light?		I stop.

II. Controlled Writing:

A- Rearrange the words to form sentences:

1- straight – steps – Walk – three

Walk straight three steps.

B- Complete the sentences with the correct word from the box:

taxi – rocket – train – bicycle

1- Take a **bicycle** to the school.

2- Take a **rocket** to the moon.

3- Take a **taxi** to the hospital.

4- Take a **train** to the airport.

III. Reading Short Sentence:

A- Read the sentences then match them with the correct pictures:

a. Turn left. b. Turn right.	a. Close your eyes. b. Walk straight.	a. It's a motorbike. b. It's a police car.	a. It's a space station. b. It's a hospital.	a. It's a school. b. It's an airport.

موقع مادتي

IV. Grammar:

A- Choose the correct answer:

1- It is (a – an) motorbike.

2- It is (a – an) ambulance.

3- It is (a – an) car.

V. Vocabulary:

A- Write the words under the correct pictures:

step – truck – moon – hospital – traffic signal – turn right

		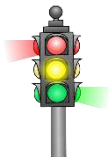			
hospital	truck	traffic signal	turn right	moon	step

VI. Orthography:

A- Fill in the missing letters:

st – ch – sh – sl – bl – fl

black

stop

sleep

ship

flag

cheese

B- Choose the correct missing letters:

_ _ock		_ _ant	
cl	gl	fl	pl
_ _ue		_ _y	
cl	gl	fl	pl

C- Choose the correct answer for each picture:

				
blue	class	plate	chip	sleep
black	glass	plant	ship	slip

موقع مادتي

Name: ..... Ms. Tahani ☺

Class: 2nd Elementary / .....

Revision Sheet _ Unit (3): My House

I. General Questions:

A- Match the questions with the correct answers:

1. Where's Ali?		b-o-x
2. How do you spell **box**?		She's in the kitchen.
3. Would you like to come in?		He's in the bathroom.
4. Where's Mom?		Yes, please.

II. Controlled Writing:

A- Rearrange the words to form sentences:

1- bedroom – is – my – This

B- Complete the sentences with the correct word from the box:

on – under – next to – behind

1- The cat is _____ the box.

2- The cat is _____ the box.

3- The cat is _____ the box.

4- The cat is _____ the box.

III. Reading Short Sentence:

A- Read the sentences then match them with the correct pictures:

a. The bird is on the box. b. The bird is in the box.	a. He's in the living room. b. He's in the bedroom.	a. This is the kitchen. b. This is the front door.	a. She's in the dining room. b. She's in the bathroom.

IV. Grammar:

A- Choose the correct answer:

1- **A:** Where is Mom? **B: (He – She)** is in the kitchen.	2- **A:** Where is Ali? **B: (He – She)** is in the yard.

V. Vocabulary:

A- Write the words under the correct pictures:

front door – fridge – cupboard – chair – table – bed

VI. Orthography:

A- Fill in the missing letters:

ou – u – o

m__ __se

s__n

f__x

h__ __se

h__t

n__t

B- Choose the correct missing letters:

_ _esent		**_ _ies**	
pr	fr	pr	fr
_ _og		**_ _ize**	
pr	fr	pr	fr

C- Choose the correct answer for each picture:

cut	fun	ox	dot	cloud
but	run	box	not	mountain

موقع مادتي

Name: .....

Class: 2nd Elementary / .....

الاجابة

Ms. Tahani ☺

Revision Sheet _ Unit (3): My House

I. General Questions:

A- Match the questions with the correct answers:

1. Where's Ali?	2	b-o-x
2. How do you spell **box**?	4	She's in the kitchen.
3. Would you like to come in?	1	He's in the bathroom.
4. Where's Mom?	3	Yes, please.

II. Controlled Writing:

A- Rearrange the words to form sentences:

1- bedroom – is – my – This

This is my bedroom.

B- Complete the sentences with the correct word from the box:

on – under – next to – behind

1- The cat is **behind** the box.

2- The cat is **under** the box.

3- The cat is **next to** the box.

4- The cat is **on** the box.

III. Reading Short Sentence:

A- Read the sentences then match them with the correct pictures:

a. The bird is on the box. b. The bird is in the box.	a. He's in the living room. b. He's in the bedroom.	a. This is the kitchen. b. This is the front door.	a. She's in the dining room. b. She's in the bathroom.

موقع مادتي

IV. Grammar:

A- Choose the correct answer:

1- **A:** Where is Mom? **B: (He – She)** is in the kitchen.	2- **A:** Where is Ali? **B: (He – She)** is in the yard.

V. Vocabulary:

A- Write the words under the correct pictures:

front door – fridge – cupboard – chair – table – bed

cupboard	**bed**	**chair**	**fridge**	**front door**	**table**

VI. Orthography:

A- Fill in the missing letters:

ou – u – o

mouse

sun

fox

house

hot

nut

B- Choose the correct missing letters:

	_ _esent		**_ _ies**
pr	fr	pr	fr
	_ _og		**_ _ize**
pr	fr	pr	fr

C- Choose the correct answer for each picture:

cut	fun	ox	dot	cloud
but	run	box	not	mountain

موقع مادتي